




TX4™



TX-4™ 1-3/4 HP, 10" Wet Cutting Tile Saw

The TX-4™ features an innovative maintenance free guide bar system that eliminates the need for regular lubrication. The tilting head allows 22.5 and 45 degree miter cuts. The water distribution system provides a controllable, even flow to both sides of the blade. One-year limited warranty.


Motor	Electric
Power	1-3/4 HP, 120V
Blade RPM	3,500
Blade Capacity	10" (254mm)
Arbor Size	1" (26 mm)
Depth of Cut	3-1/2" (89 mm)
Depth of Cut at 45°	2-3/8" (60 mm)
Length of Cut	24" (610 mm)
Diagonally Cuts	18" (457 mm)
L x W x H (inches)	44" x 25" x 20"
L x W x H (mm)	1,118 x 635 x 508
Weight	85 lbs. (39 kg)
Includes	<ul style="list-style-type: none"> • 10" Wet Cutting Tile Blade • Submersible Water Pump • Rip Guide w/Protractor • Side & Rear Water Trays • Side Table
Part #	171231
Optional	Stand w/ Casters
Part#	166445



Detachable side water containment tray slides with the table




Detachable rear tray for water containment



Easy access water control valve



Water distribution system provides a controllable, even flow to both sides of the blade



Large, aluminum cutting table with non-slip rubber surface



22°-45°-90° cutting capability

1315 Storm Parkway, Torrance, CA 90501 | P 800.421.5830 | F 310.539.5158

www.mkdiamond.com | customerservice@mkdiamond.com



<https://www.facebook.com/mkdiamondproducts>



<https://twitter.com/MKDiamond>



TX DIAMOND BLADES SERIES The TX Blade Series have a 1" arbor that differentiates them from typical wet cutting tile blades available in the market. The TX Blade Series are premium blades that match the high quality standards that professionals expect. Please note: standard 5/8" Arbor Tile Blades will NOT fit the TX-4™ tile saw.



TX-20 Premium Tile

TX-20 provides dependable performance and long life when cutting ceramic tile and marble.

Diameter	Width	Arbor	Part#
10" (254 mm)	.060	1"	166966

Rim Height: 7 mm



TX-30 Porcelain Pro

TX-30 offers a thicker kerf version of MK Diamond's popular Hot Dog blade. The unique "J" cooling slots deliver fast, "chip free" cutting of porcelain tile and other hard dense materials.

Diameter	Width	Arbor	Part#
10" (254 mm)	.060	1"	166967

Rim Height: 7 mm



TX-40 Tile and Stone Pro

TX-40 delivers what you'd expect from a top of the line diamond blade. This is MK Diamond's very best for cutting tile & stone. From marble to granite, you can count on the TX-40 to get the job done. The thicker blade kerf and high rim height makes it the ideal choice for jobs that require miter cutting.

Diameter	Width	Arbor	Part#
10" (254 mm)	.080	1"	166968

Rim Height: 10 mm




TX-50 Premium Glass

TX-50 is simply the best all around glass blade on the market. This diamond matrix formulation for cutting glass produces consistent results time after time. Often glass cutting requires regular "dressing" to remove debris from the rim of the blade. Try the MK Diamond dressing stone (#152792) to get the best performance and life from your TX-50 blade.

Diameter	Width	Arbor	Part#
10" (254 mm)	.060	1"	166969

Rim Height: 7 mm



TX-60 Supreme Masonry Pro

TX-60 is ideally suited for all kinds of masonry materials, the TX-60 is a continuous rim "turbo style" diamond blade that produces fast clean cuts. Take advantage of the power and versatility of your TX-3 Tile saw to complete other projects involving brick and pavers!

Diameter	Width	Arbor	Part#
10" (254 mm)	.090	1"	167317

Rim Height: 10 mm